

H93S

---

## PREFACE

Thank you for selecting our product. The introduction provides necessary knowledge and notes for using.

Please read safety introduction carefully and understand them before using.











The content of the introduction will be amended with the improvement of our product, the notice is not announced.

If you have any doubts or comments about our product and service, please contact after-sale service.

	.....	1
	.....	3
1.	.....	3
2.	/    .....	3
3.	.....	3
4.	.....	4
5.	.....	4
6.	.....	5
7.	.....	5
8.	.....	5
.	.....	6
.	.....	10
.	.....	12



		1. P 3 I P P I II 1111 7141
		1 2 [7] 3
/	 	1 S 3333 2 3 4
	 	1 S 2 3 4
		/ / /
		P+ / / / P25

		
	1 / / / 2 0 99 3 0 99	
	W /	
	1 / / / 2 / 3 W 4 P+	
	LED 5 0~5	
	1 2 P+T 3 P+T 3	
		
		
		
	1.5 Reset	

1.



U1		rpm
U2		0.01A
U3		V
U4		0.01V
U5		
U6		
U7		JIA
U8	DSP	V100
U9	DSP	F73
U10		V1xx
U11		0.01A
VER	HMI	v1xx
TYPE	HMI	C104
AD1		1mV
AD2		1mV
H1	HMI STM32	V1xx
H2		1969
JJ	( )	
Jp	( )	
DX		cm



2.

/



JJ



JJ DX”

JP



1



3

2

P35

3

P38

4

JP”

5

PBOB

3.




DX




JJ DX”

JP



1  3  
 2 P30  
 3 LBOB

4.



P94

0 P98 P97  
 1 P98 P97  
 2 0  
 3 1S 0.1S 5000rpm 15

		<b>3</b>	<b>0</b>
94		0 S 1 2 3	0~10 3
96			200~5000 (rpm) 3500
97			1~250 (ms) 20
98			1~250 (ms) 30

5.



1-DJ	
2-bJ	
3-PD	PD ò Nò4 d@H p tí dCCD - EF •V ì

5.2



3

1-dJ



3

3-Pd



PASS

pdL



6.



P79

0



”

8

S

yes



no



1.5

yes



”

no



7.



P131

0



1



P79

0



3



”

yes



no



8.



2

d1



d1-d9

S

1

3.0 01



d1



1

9

16

2



P-01			200~5000 (rpm)	4100	1
P-02		0 1~9	0~9	2	1
P-04			200~4000 (rpm)	3000	1
P-06		0mm 0	50~150	100	2
P-07			50~150 (%)	100	2
P-08			50~150 (%)	100	2
P-09			500~1500	800	1
P-10		0: 1:	0/1	1	1
P-16			0~100	8	2
P-17			0~100	50	2
P-18		0 1	0/1	0	1
P-19		0 1	0/1	0	1
P-20		0 1 2	0/1/2	0	1
P-21	1	1	100~3000 (rpm)	400	1
P-22	2	2	100~3000 (rpm)	1000	1
P-23	3	3~9	100~3000 (rpm)	1500	1
P-24			0/1	1	1
P-25		0 1 2	0/1/2	1	1
P-26		0 1	0/1	0	1
P-27		0 1	0/1	0	1
P-28		0 1 2	0/1/2	0	1
P-29			10~500 (ms)	150	2
P-30		0 1 2	0/1/2	0	1
P-31			200~4000 (0.1m)	1600	1
P-34		0 1	0/1	0	2
P-35			0~50	0	1
P-36			0 1000	100	1

P-37			0~800(ms)	40	2
P-38		0 1 2 3 4	0/1/2/3/4	0	1
P-41			100~500(rpm)	200	1
P-42		0          1          2	0/1/2	2	1
P-44			100~500(rpm)	250	1
P-45		0          1          2	0/1/2	0	1
P-46			0~800(ms)	100	2
P-49			1~60(s)	25	2
P-50			0~800(ms)	150	2
P-51			0~100	40	2
P-53			100~3000(rpm)	2200	1
P-56			100~3000(rpm)	2200	1
P-59			100~3000(rpm)	2200	1
P-60		0          1	0/1	0	2
P-61		0          1	0/1	0	2
P-62			10~50(0.1 )	25	2
P-63			10~100(0.1 )	50	2
P-64			10~150(0.1 )	110	2
P-65			-100~-10(0.1 )	-25	2
P-67	1		-100~-10(0.1 )	-30	2
P-68	2		-100~-10(0.1 )	-50	2
P-69			0~240	160	1
P-70		0          1	0/1	0	1
P-71			0~45( )	20	1
P-72		0          1~9	0~9	6	1
P-73			10~150( )	100	1
P-74			160~300( )	270	1
P-75			0~240	33	1
P-77		0.          1	0/1	0	1
P-78		1          2          3	1/2/3	2	2

P-79		3: 5/8	0~15	0	1
P-80			300~5000 (rpm)	4100	2
P-81			50 100	100	2
P-82		0 10~1000	0~1000( )	0	3
P-83		0 1~15	0~15	0	2
P-84		0 1 15	0~15	0	2
P-85			150~200	174	3
P-86			200~300	260	3
P-87			300~360	340	3
P-88			0~360	180	2
P-89			0~360	350	2
P-90		0 1. 2.	0~2	1	2
P-91		0 1	0~1	0	2
P-92			10~300(ms)	80	2
P-93			-15~15(0.1 )	0	2
P-94		0 1 P98 2 3	0~3	3	3
P-95		0 1 2	0/1/2	0	2
P-96			200~5000 (rpm)	3500	3
P-97			1~250 (0.1s)	20	3
P-98	/	/	1~250(0.1s/ )	30	3
P-104		0 1	0/1	0	2
P-107		mv	0~500	100	2
P-109			50~100	80	2
P-110			0~10	0	2
P-111			500~3000 (rpm)	1500	2
P-112			50~150 (%)	120	2
P-113		0 1 P114 2 3	0~3	0	1
P-114			10 50 70 mm	35	1

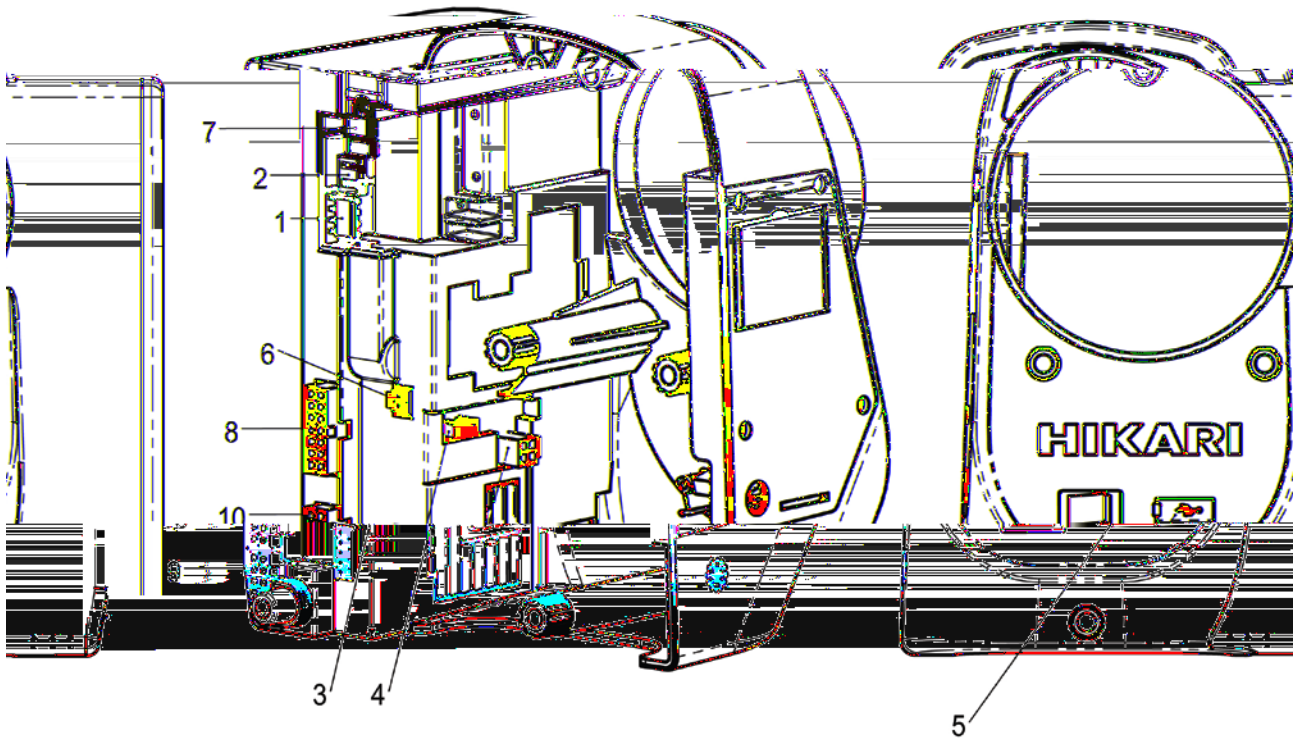
P-115		0 1 2 3 + 4 + 5 6	0~7	0	2
P-116		0 1 2 3 + 4 + 5	0~5	2	2
P-117			50~150	110	2
P-118			1~10	2	2
P-119			50~150	105	2
P-125		0 1	0/1	0	2
P-126		0 1	0/1	1	2
P-127			0~1000	100	2
P-128			0~1000	660	2
P-129			0~10	5	1
P-130		0. 1.	0~1	1	1
P-131		0. 1.	0~1	0	3
P-133		0 1	0~1	1	1
P-135		0. 1.	0~1	0	1
P-136		1~50	1~50	4	1
P-137		1~10	1~10	1	1
P-138		0. 1.	0~1	1	1
P-139		30~240 (s)	0~1	30	1
P-140			0 500ms	30	2
P-141			0 500ms	80	2
P-142			0 500ms	50	2
P-143			0 100	100	2
P-144			0 2000ms	350	2
P-145			0 500ms	50	2
P-146			150 360	154	2
P-150		5mm (1.0mm~5.0mm 7mm (1.0mm~7.0mm	10 50 70 mm	50	2
P-151		0. 1.	0~1	0	2
P-152		(1.0mm~5.0mm	10 50	40	2
P-153		0 1	0~1	0	2
P-154		0 1	0~1	0	3
P-155		0 1~5 5	0~5	5	2
P-156		0 15~3000	0~3000	0	3
P-161	1/2	1/2 0 1 2 1/2	0~2	2	2

P-170		=0 P171~P176 =1 P171~P176	0~1	1	2
P-171			50~150	100	2
P-172			50~150	100	2
P-173			50~150	100	2
P-174			50~150	100	2
P-175			50~150	100	2
P-176			50~150	100	2
P-180		=0 P181~P200 =1 P181~P200	0~1	1	2
P-181	1mm	1mm	50~150	100	2
P-182	1mm	1mm	50~150	100	2
P-183	2mm	2mm	50~150	100	2
P-184	2mm	2mm	50~150	100	2
P-185	3mm	3mm	50~150	100	2
P-186	3mm	3mm	50~150	100	2
P-187	4mm	4mm	50~150	100	2
P-188	4mm	4mm	50~150	100	2
P-189	5mm	5mm	50~150	100	2
P-190	5mm	5mm	50~150	100	2
P-191	6mm	6mm	50~150	100	2
P-192	6mm	6mm	50~150	100	2
P193	7mm	7mm	50~150	100	2
P194	7mm	7mm	50~150	100	2
P195	8mm	8mm	50~150	100	2
P196	8mm	8mm	50~150	100	2

.

E011 E012			
E021 E023			
E101			
E111 E112			
E121 E122			
E131			

E133	OZ	OZ	OZ
E134	DBFLT		
E201			
E211 E212			
E301			
E302	E2PROM		
E303	SPI		
E304	HMI		
E402	ID		
E403			
E501			
E502			
E601		STEP2	
E602		STEP2	
E603		STEP2	
E604		STEP2	
E605		STEP2	
E606		STEP2	
P.oFF			
EvAL			
L.bob			S 2
P.bob			S 2



1. CN1

1PIN	C	3PIN	A
2PIN	B	4PIN	EARTH



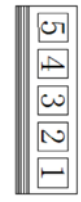
2. CN7

1PIN	UP	4PIN	5V-2
2PIN	PGND	5PIN	ENCA
3PIN	ENCB		



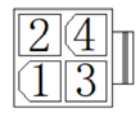
3. (CN9)

1PIN	PHZ_STEP	4PIN	PHA_STEP A
2PIN	PHB_STEP B	5PIN	5V-2
3PIN	PGND		



4. (J1)

1PIN	A+	3PIN	B+
2PIN	A-	4PIN	B-



5. USB CN16

1PIN	5V-1	2PIN	GND



6. CN10

1PIN	5V-1	3PIN	TX
2PIN	RX	4PIN	GND

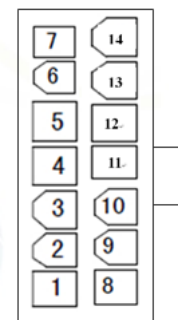


7. CN11

1PIN	RX	4PIN	GND
2PIN	TX	5PIN	RX_1

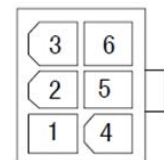


8. CN8



9. CN3

1PIN	5V-2(	4PIN	
2PIN	PGND(	5PIN	
3PIN	PEDAL(	6PIN	



10. CN15

1PIN	VDD_DCT( )	4PIN	TX_DCT
2PIN	VDD_DCT( )	5PIN	GX_DCT
3PIN	VDD_DCT( )	6PIN	XF_DCT( )

